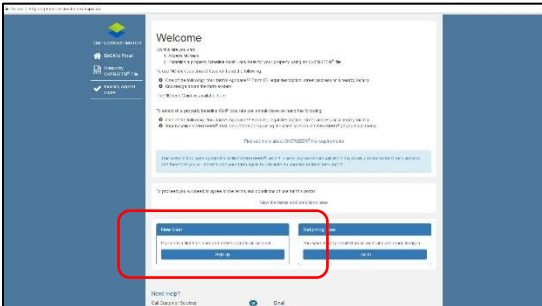


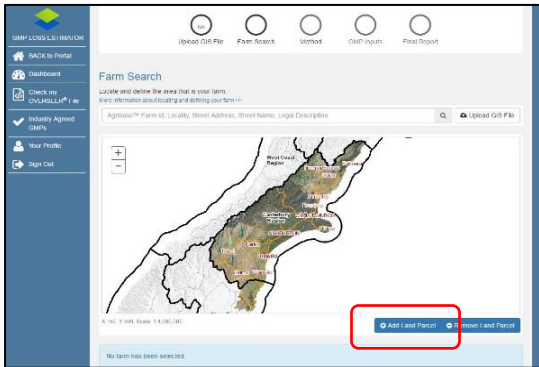
A Simple Guide to NCheck

NCheck is an Environment Canterbury approved online tool for estimating N loss at good management practice. All growers in Canterbury with vegetable or arable rotations can use NCheck on their cropped area for Resource Consent Applications. For more information please refer to www.Canterburywater.farm/gmp/ncheck

1. First log onto <https://gmplossestimator.ecan.govt.nz/> and sign up as a new user to create your profile. Verify your email address.



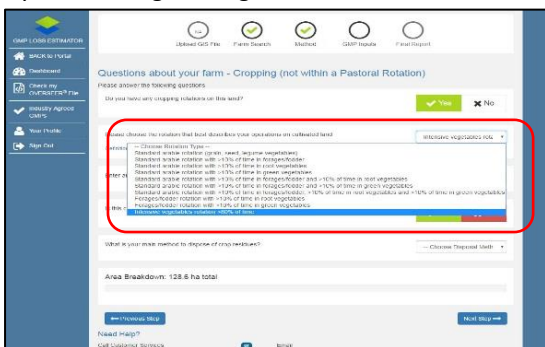
2. Add a new farm by clicking "Get Started". You can enter your farm address, use an Agribase Farm ID or zoom. Add all OWNED and LEASED land parcels



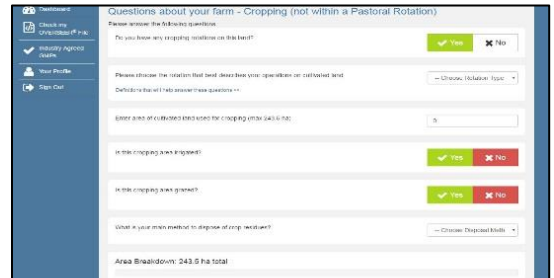
3. Choose NCheck.



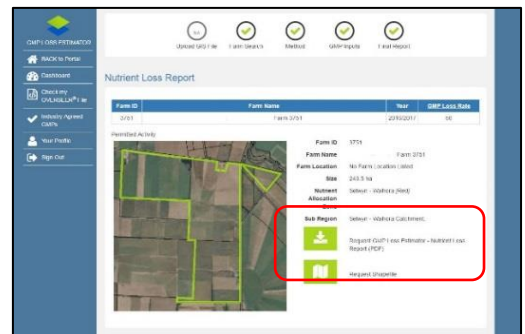
4. When asked about your cropping rotations, choose "Intensive Vegetables Rotation >80% of the time" if you are a vegetable grower.



5. Proceed to answer all questions on your farm. (Questions are based on areas of cultivated/irrigated land, orchards, livestock, and other land uses.)

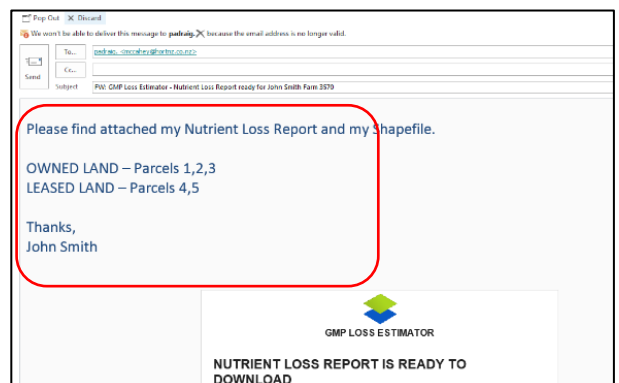


6. Once complete click on Click on "Request GMP Loss Estimator – Nutrient Loss Report" and "Request Shapefile". The N-Loss Report will be emailed to you and the Shapefile will be downloaded.



7. Once you read through the report (s) and confirmed the details, please forward the email and attach the shapefile "Farm Boundary.zip" from your downloads folder then send to info@hortnz.co.nz

Note: Complete this step only if you have LEASED LAND – On page 2 of the report, each parcel will be numbered. In your email, assign "owned" or "leased" to each parcel number.
(i.e. Owned land – Parcels 1,2,3,6
Leased land – Parcels 4,5)



GMP LOSS ESTIMATOR
NUTRIENT LOSS REPORT IS READY TO DOWNLOAD